
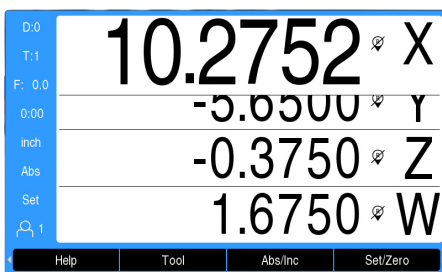
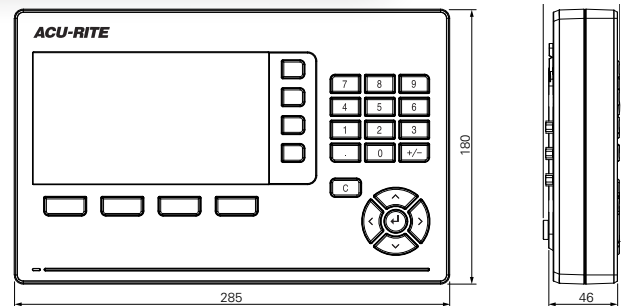


ACU-RITE®

DRO300 LCD Digital Readout Systems

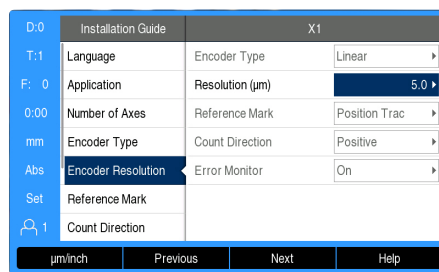


The most complete digital readout system in the machine tool marketplace, the DRO300 has full part program capability, 99 tool offsets and multiple DRO displays along with standard input/output capability and edfinder probe support all on an easy to read 7-inch color display. Designed and manufactured in the USA, ACU-RITE readouts are the first choice of machine tool builders and users alike.



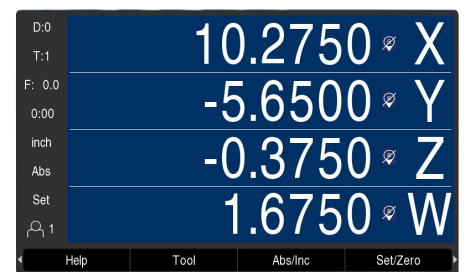
Dynamic zoom

The currently moving axis can be enlarged. In "dynamic zoom" mode, the position value is zoomed to its maximum size depending on the number of digits. This greatly improves legibility—especially from a great distance.



Installation guide

When you switch on the digital readout for the first time, the DRO300 supports you with an installation guide. You are led step by step through the most important settings until the device is ready for operation.



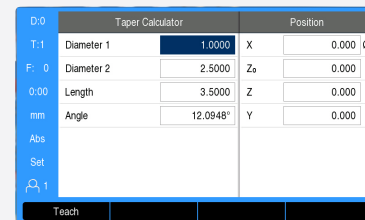
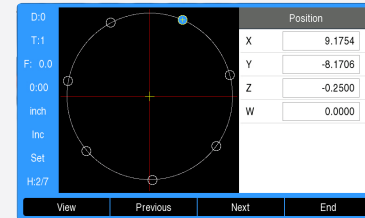
Day/night switching

Depending on the ambient-light conditions at the machine, you can switch the screen of the DRO300 to a light or dark background.

ACU-RITE's NEW complete line of performance-driven DROs for all of your manual machine applications

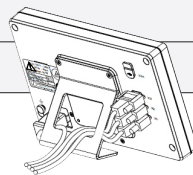


DRO300 Technical Data	
Display	<ul style="list-style-type: none"> • 3 Axes (DRO303) or 4 Axes (DRO304) • 7-inch color wide screen (15:9)
Common Functions	<ul style="list-style-type: none"> • Multiple Display Views - DRO1, DRO2 & DRO3 • Program Storage • Advanced Skew Compensation • Job Clock / Stop Watch • Feed Rate Display • Multiple Language Support • Absolute/Incremental • Near-Zero Warning with Graphics
Milling Specific Functions	<ul style="list-style-type: none"> • Bolt-hole Pattern Calculations with Graphics (<i>full and partial circles/linear patterns</i>) • Centerline Calculation <i>establish workpiece zero and midpoints</i> • Edge finder/touch probe input
Turning Specific Functions	<ul style="list-style-type: none"> • Lock Axis Feature <i>establish tool offsets with the tool under load, resulting in reduced tool deflection</i> • Instant radius / diameter conversion • Taper calculator, Vectoring • INCLUDES Thread Assist <i>simplify cutting metric threads on lathes with English leadscrews</i>
Accessories	<ul style="list-style-type: none"> • CSS (Constant surface speed), I/O (Input/Output) • Multiple Scale Coupling Box • Electronic Edgefinder
Construction	Die-Cast Metal
Weight	~1.9 kg
Data Interface	USB 2.0 type C <ul style="list-style-type: none"> • For Output of Parameters to a USB Stick or PC • For Input of Parameters, Remote Control of Keys and Commands
Electrical Requirements	AC 100 V to 240 V ($\pm 10\%$), 50 Hz to 60 Hz ($\pm 5\%$), ≤ 33 W
Operating Temperature	0° to 45° C (32° to 113° F)
Storage Temperature	-20° to 70° C (-4° to 158° F)
Protection EN60529	IP 40, Front Panel IP 54

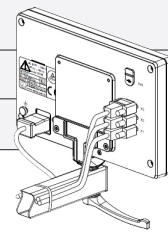


Mounting

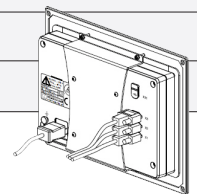
The DRO300 can be mounted on the machine with the single-position stand, multiposition holder or the mounting frame.



Single-Position
(1197273-01)



Multiposition Holder
(1197273-02)



Mounting Frame
(1197274-01)

With more than one million in use today, ACU-RITE® Precision Glass Scales withstand the elements of even the harshest machine shop environments. Built to resist changes in size, shape, or density due to temperature and humidity variations, this stability provides exceptional accuracy, resulting in tighter workpiece tolerances.

ACU-RITE® scales are available in travel lengths from 1"-120" and in resolutions from 0.5µm (.00002") to 5µm (.0002").



ACU-RITE®

HEIDENHAIN CORPORATION

333 East State Parkway
Schaumburg, IL 60173-5337 USA

☎ (847) 490-1191

☎ (847) 490-3931

✉ info@heidenhain.com

www.acu-rite.com



Certifications

ISO-9001, UL, CSA, CE